



4F-1, 236, Fu-Te 2<sup>nd</sup> Rd., His Chih,

Taipei Hsien, 221, Taiwan

TEL: 886-2-6616-6692 · 2694-6687

FAX: 886-2-2694-6875 · 2694-5097

# DC Motor Driver Board Changing Process

## RX/RX II



Revision History :

Version	Date	Page	CONTENTS
1.0	May 24, 2014		First release
2.0	Sept. 16, 2015		Add RX II


Tools Required:

- Phillips screwdriver

1. Use Phillips screwdriver to loose screws on Front platen extension and Rear platen extension.



2. Unplug all connector on DC Motor Driver board.



3. Use Phillips screwdriver to lose four screws on DC Motor Drive board, and then replace DC Motor Drive Board.

